

Larynx

- Beskyttelse
- Respiration
 - + fonation
- Symptomer
 - hoste
 - hæshed
 - stridor
 - synkesmerter
 - otalgi

Larynx

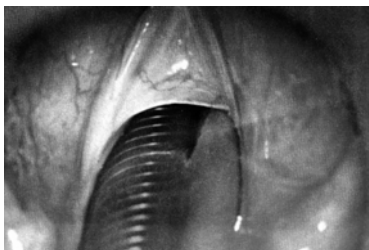
- Laryngoscopia
 - Indirecta:
 - Directa:
- Stroboskopi

LARYNX

- Anomalier:
 - Laryngomalacia
 - Diaphragma

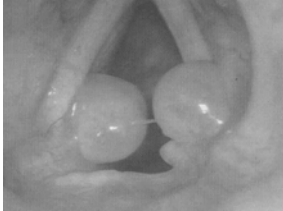


LARYNGOMALACIA (CONGENITAL LARYNGEAL STRIDOR)



LARYNX

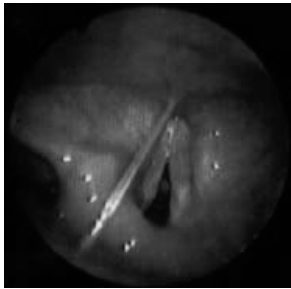
- Traumer:



- Kontusioner
- Penetrerende læsioner
- Intubation
- Skolning/ætsning
- Strålebehandling

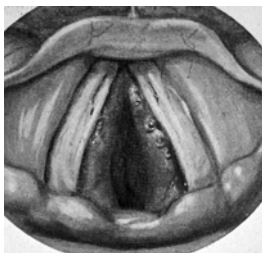
LARYNX

- Fremmedlegemer:
 - Akutte problemer → ingen symptomer



LARYNX

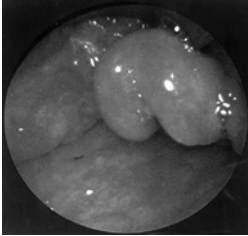
- Laryngit:



- Acuta: Forkølelse/influenza
- Laryngitis subglottica ~ pseudocroup
- Parainfluenzavirus

LARYNX

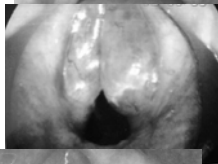
- **Epiglottitis acuta:**
 - Haemophilus influenzae type B
 - Flegmonøs epiglottis
 - "Rødt kirsebær"
 - Udtalt påvirket AT, ↑ feber, sepsis
 - Smerter, spytlåb, ømhed larynx
 - Stridor



Forsigtig inspektion.
Antibiotica (ampicillin, cefalosporin).
Ledsaget, siddende transport

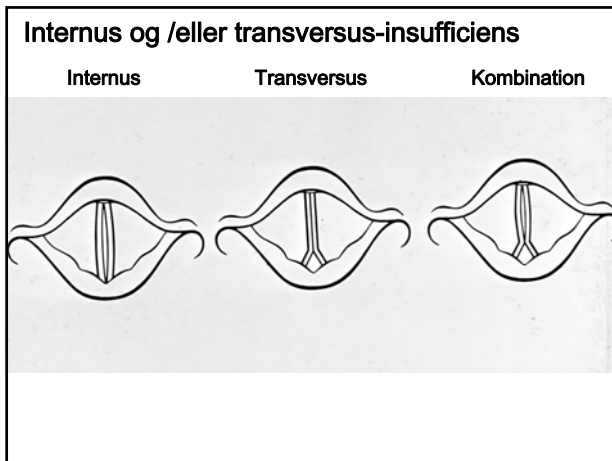
LARYNX

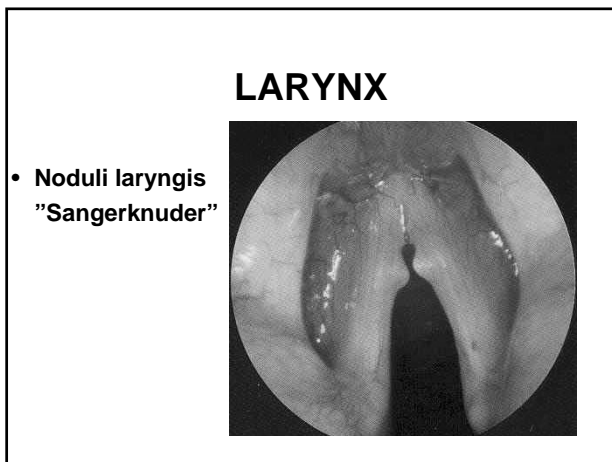
- **Laryngitis chronica:**
 - Recidiverende akutte laryngitter
 - Sinuit
 - Tobak
 - Luftarter/støv
 - Stemmemisbrug
 - Myksødem
 - Elimination
 - Talepædagog

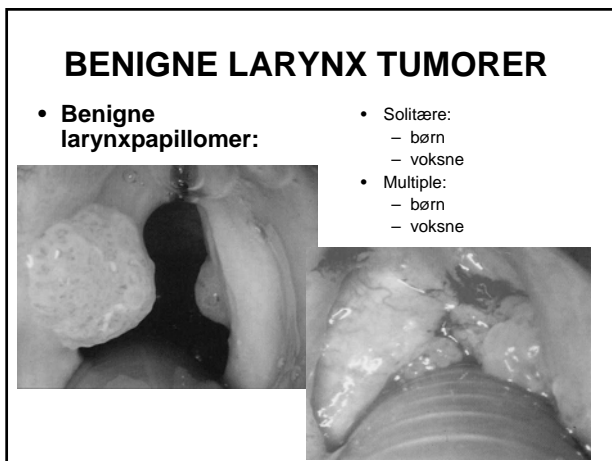


LARYNX Stemmelidelser

- **Stemmebåndsparese** • Høj (+svælgparese)
Lav (kun stemmebånd)
- **Dobbelt-sidedig** • Respirationsproblemer
- **Fonasteni** • Internus og /eller
transversus-insufficiens

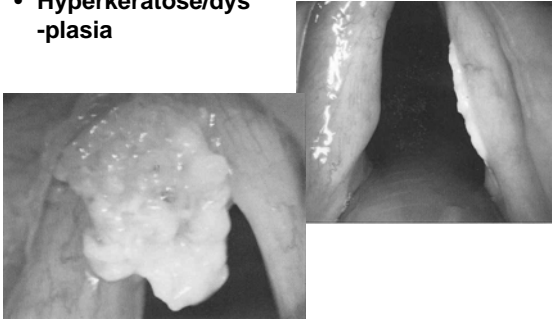






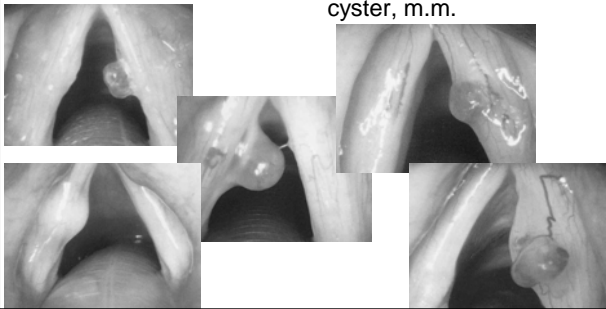
BENIGNE LARYNX TUMORER

- Hyperkeratose/dys-plasia



BENIGNE LARYNX TUMORER

- "Stemmebånds-polyp":
- Fibrom, papillom, granulom, angiom, cyster, m.m.

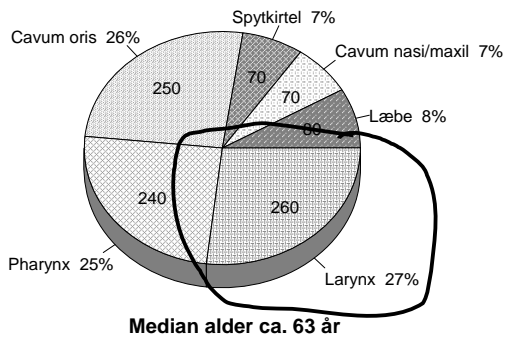


BENIGNE LARYNX TUMORER

- Hyperkeratose/dys-plasia



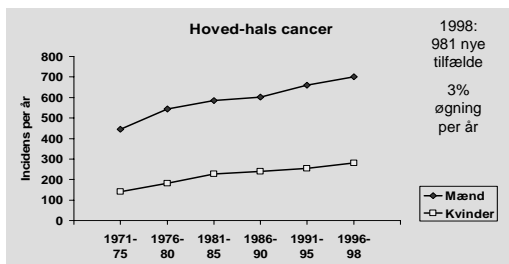
Incidens og lokalisation (ca. 1000 ptt/år i Danmark)



MALIGNE LARYNX TUMORER

- Maligne:
 - 260 tilfælde/år
 - 80% ♂
 - Pladeepithelkarcinom
 - Planocellulært karcinom
 - Squamous cell carcinoma

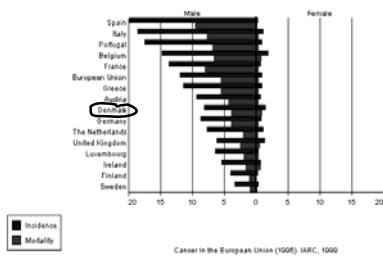
INCIDENSUDVIKLING



LARYNXCANCER ER EN HETEROGEN SYGDOM I EUROPA

(og i resten af verden)
... og det samme er behandlingsstrategien

Larynx: Crude rate (per 100,000) (All ages)



MALIGNE LARYNX TUMORER

- 1/3 supraglottisk
- 2/3 glottisk
- Få subglottisk
- Regionære lymfeknuder
- Direkte laryngoskopi ved hæshed mere end 14 d.
- Få symptomer
- Hæse

TNM KLASSIFIKATION (UICC)

- T1-4:
 - Beskriver udbredelsen af primær tumor
- N0-3:
 - Beskriver de regionære lymfeknuders status
- M0-1:
 - Fastslår om der er +/- fjerne metastaser

MALIGNE LARYNX TUMORER

- **Behandling**
 - Strålebehandling:
 - 62-66-68 Gy
 - Ødem
- **Laryngektomi**
 - Oesophagus-stemme
 - Vibrator
 - Fistel (trac-oes)
 - Hemi-laryngektomi

MALIGNE LARYNX TUMORER

- **Glottis bedste prognose**
- **Sekundære cancere**
- **Profylakse**

GLOTTIC CARCINOMA

Disease specific survival after recurrence related to localisation of 1. recurrence

MALIGNNE LARYNX TUMORER

Prognose 5 år:	DSS	Overall surv.
• Supraglottis	• 62%	48%
• Glottis*	• 86%	66%
• Hypopharynx	• 28%	21%
• *T1a	• 95%	76%
